


TP660M - 275 / 280 / 285W

Monocrystalline Solar Module

60-Cell Series



KEY FEATURES



Maximize limited space

Maximum power output 285W



Excellent Anti-PID performance

2 times of industry standard Anti-PID test by TUV Rheinland



Highly reliable due to stringent quality control

In-house testing goes well beyond certification requirements



Certified to withstand the most challenging environmental conditions

2400 Pa wind load · 5400 Pa snow load · 25 mm hail stones at 82 km/h



IP68 junction box

The highest waterproof level



Lower temperature coefficients

Enhance power generation

ABOUT TALESUN SOLAR

TALESUN Solar is one of the world's largest integrated clean energy providers with 4 GW cell and 5 GW module production capacity globally. Its standard and high-efficiency product offerings are among the most powerful and cost-effective in the industry. Talesun Solar is committed to provide customers with customized; systematized and trustworthy turnkey solutions. Till now, Talesun Solar has accumulatively shipped more than 10 GW modules globally.

SYSTEM & PRODUCT CERTIFICATES

- IEC 61215 / IEC 61730 / UL 1703
- ISO 9001 : 2008 Quality Management System
- ISO 14001 : 2004 Environment Mangement System
- OHSAS 18001 : 2007 Occupational Health and Safety Management System



QUALITY WARRANTY

TALESUN guarantees that defects will not appear in materials and workmanship defined by IEC61215, IEC61730 or UL1703 under normal installation, use and maintenance as specified in Talesun's installation manual for 10 years from the warranty starting date.

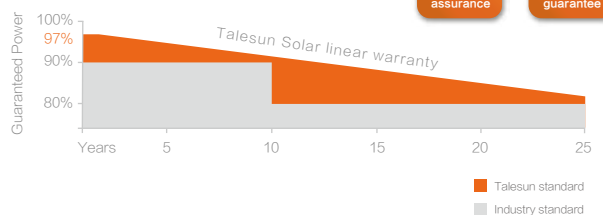


PERFORMANCE WARRANTY

Monocrystalline Solar Module

10 years
Quality assurance

25 years
Power output guarantee



TALESUN



Web: www.talesun.com
Tel: +86 400 885 1098
Add: No.1 Taesun Road, Shaijiabang, Changshu, P.R. China

ELECTRICAL PARAMETERS

Performance at STC (Power Tolerance 0 – +3%)

Maximum Power (Pmax/W)	275	280	285
Operating Voltage (Vmpp/V)	31.5	31.8	32.1
Operating Current (Impp/A)	8.73	8.81	8.88
Open-Circuit Voltage (Voc/V)	38.7	38.9	39.1
Short-Circuit Current (Isc/A)	9.30	9.35	9.41
Module Efficiency η_m (%)	16.8	17.1	17.4

Performance at NOCT

Maximum Power (Pmax/W)	203	207	210
Operating Voltage (Vmpp/V)	29.0	29.3	29.6
Operating Current (Impp/A)	7.00	7.06	7.11
Open-Circuit Voltage (Voc/V)	35.8	36.0	36.2
Short-Circuit Current (Isc/A)	7.51	7.55	7.60

STC: Irradiance 1000W/m², Cell Temperature 25° C, Air Mass AM1.5 NOCT: Irradiance at 800W/m², Ambient Temperature 20° C, Wind Speed 1m/s

MECHANICAL SPECIFICATION

Cell Type	Mono
Cell Dimensions	156.75*156.75mm(6inch)
Cell Arrangement	60(6*10)
Weight	18.5kg(40.8lbs)
Module Dimensions	1650*992*35mm(64.96*39.06*1.38inch)
Cable Length	900mm(35.4inch)
Cable Cross Section Size	4mm ² (0.006sq.in)
Front Glass	3.2mm High Transmission, Tempered Glass
No.of Bypass Diodes	3/6
Packing Configuration (1)	30pcs/Pallet,840pcs/40hq
Packing Configuration (2)	30pcs+5pcs/Pallet, 910pcs/40hq
Frame	Anodized Aluminium Alloy
Junction Box	IP68

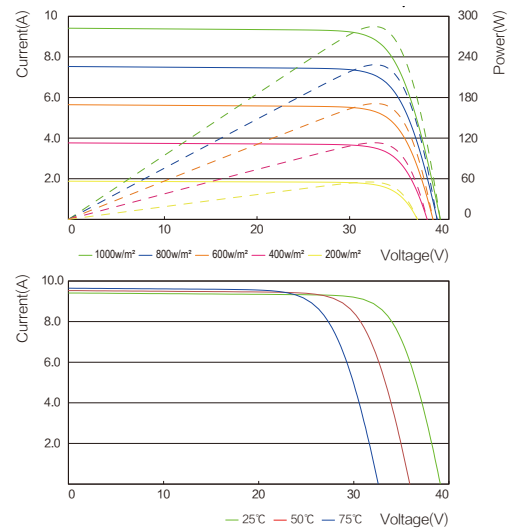
OPERATING CONDITIONS

Maximum System Voltage	1000V/DC(IEC)
Operating Temp.	-40°C – +85°C
Maximum Series Fuse	15A
Static Loading	5400Pa
Conductivity at Ground	≤ 0.1 Ω
Safety Class	II
Resistance	≥ 100MΩ
Connector	MC4 Compatible

TEMPERATURE COEFFICIENT

Temperature Coefficient Pmax	-0.39%/°C
Temperature Coefficient Voc	-0.30%/°C
Temperature Coefficient Isc	+0.05%/°C
NOCT	45 ± 2°C

I-V CURVE



TECHNICAL DRAWINGS

